

Checklist Enclosure CC-5000 neXt

Customer:	Customer No.: *	Article No.: *
Address:		
Telephone:	E-mail:	
Contact person:	Department:	
<input type="checkbox"/> Pricing enquiry	Target price:	Quantity:
<input type="checkbox"/> Enquiry	Enquiry No.: *	Annual requirement:
<input type="checkbox"/> Order	KPA: *	Delivery date:

1 Checklist for:

- Standard
- Console encl., upper part
- Console encl., lower part

▶ please fill in checklist for console versions

Adjustment

Anticipated installation weight: _____ kg

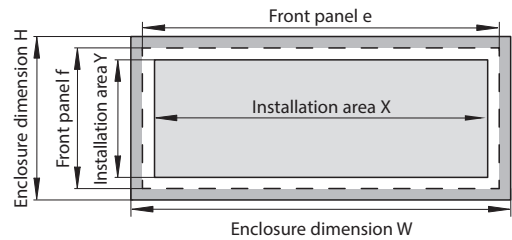
2 Dimensions (mm)

Installation area (X x Y) _____ x _____

Enclosure dimensions (W x H) _____ x _____
 = X + 152 = Y + 91

Front panel dimensions (e x f) _____ x _____
 with airflow humidity of 0.5 mm
 = X + 20 = Y + 21

Rear panel dimensions b x h _____ x _____
 with airflow humidity of 1 mm
 = X + 107 = Y + 78

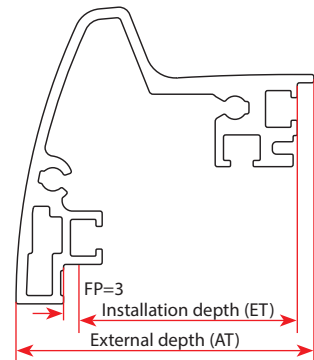


External dimensions min. 277 x 392 mm, max. 1000 x 1000 mm (W x H)

3 Profile selection

Select 1 enclosure section (optional, add up to a maximum of 1 door section!)

External depth 0 mm	Front door	Enclosure section (fixed area!)			Rear door
Choice of desired external depth AT	<input type="checkbox"/> 75	<input type="checkbox"/>	<input type="checkbox"/>	<input type="checkbox"/>	<input type="checkbox"/> 75
	<input type="checkbox"/> 125	<input type="checkbox"/>	<input type="checkbox"/>	<input type="checkbox"/>	<input type="checkbox"/> 125
	<input type="checkbox"/> 185	<input type="checkbox"/>	<input type="checkbox"/>	<input type="checkbox"/>	<input type="checkbox"/> 185



Information about section depth dimensions									
Installation depth ET (mm)	53	103	114	163	164	214	224	274	334
External depth AT (mm)	75	125	150	185	200	250	260	310	370
Basis section	75	75	75+75		75+125				
	125		125			125+125			
	185			185			185+75	185+125	185+185

Section combination: Hinges with BERNSTEIN logo (Ø 20 mm)

4 Door mounting

left or right

5 Lock

Square (mm): 6 7 8 T-handle without lock**

Triangle (mm): 7 8 6,5 (CNOMO) T-handle with lock**

Two-way bit (mm): 3 Standard 5 E1 (without key)

Daimler Benz: T-handle E1 (without key)**

Special lock _____ (** = not for 75 section)

* Completed by BERNSTEIN

6 Front panel *Internally mounted*

- none
- mounted
- Front panel mounting kit

Rear panel

Enclosure with door section

- none
- mounted

Rear panel

Enclosure without door section

- Standard hinge (with BERNSTEIN logo)
- screw-mounted (externally)
- VESA attachment to the rear

(screw-fixed rear panel); (rear panel thickness of 4 mm, possible at an installation area height of Y > 500 mm)
7 Partition

- not mounted
- vertical Qty: _____
- horizontal Qty: _____

Partition height 28 mm.
Leave 1 mm space between front panel and partition.
Partition protrudes 3.7 mm beyond the front panel.

Operator panel

- 1st Operator panel (w x h) _____ x _____ not mounted
- 2nd Operator panel (w x h) _____ x _____ mounted
- 3rd Operator panel (w x h) _____ x _____

8 Keyboard drawer (at 155 mm installation depth)
(interlock via magnetic lock)

- without keyboard, 0°, Height 89 mm
- without keyboard, 20°, Height 134 mm
- with keyboard, 0°, USB, Height 89 mm
- with keyboard, 20°, USB, Height 134 mm
- to customer specification (description under 11)
- secured via lock (optional)

- none

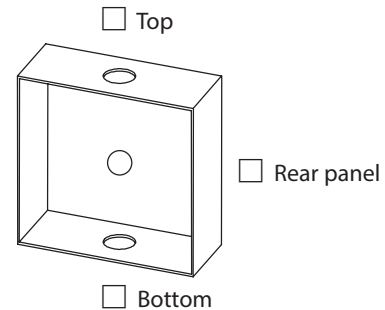
Keyboard configuration

- German (Standard)
- English (GB)
- English (USA)
- Other language: _____

9 Preparation for susp. system

	Component selection	75	125	185
CS-3000 neXt adapter small	<input type="checkbox"/>			
Flange coupling standard*	<input type="checkbox"/>			
Flange coupling system 80	<input type="checkbox"/>			
Turn/tilt coupling	<input type="checkbox"/>			
Tilt adapter	<input type="checkbox"/>			
CS-2000 SL base coupling	<input type="checkbox"/>			
Coupling head	<input type="checkbox"/>			
Coupling head, single	<input type="checkbox"/>			
Automotive adapter	<input type="checkbox"/>			
WS coupling	<input type="checkbox"/>			
CS-3000/48	<input type="checkbox"/>			
VESA-100 (Rear panel attachment)	<input type="checkbox"/>			
Preparation on customer request (see below)	<input type="checkbox"/>			

Entry/support position



- no preparation
- SS cover, top
- SS cover, bottom

 = Component not possible

* CS-3000 neXt / CS-3000 / CS-2000 SL/50/60

** CS-3000 neXt/ CS-3000 with adapter (narrow sect. 1015300011)

10 Surface finish
Standard

- Horizontal sections anodised, natural
- Vertical sections anodised, natural
- Corner modules RAL 9006 Standard
- Front panel anodised, natural
- Rear panel anodised, natural
- Partition anodised, natural

Special colour RAL

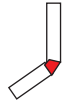
- _____
- _____
- _____
- _____
- _____
- _____

11 Accessories, Remarks

<input type="checkbox"/> Annexes number of _____	VKF*	TA*	AV*	
<input type="checkbox"/> No Annexes				

Checklist Console Version CC-5000 neXt

1 Checklist for:



Console attachment

Article No. Console Enclosure, upper part * _____

Article No. Console Enclosure, lower part * _____

2 Type of console connection Only one choice is possible

Console connector section	Console connector	Console coupling
<input type="checkbox"/>	<input type="checkbox"/>	<input type="checkbox"/>
<input type="checkbox"/>	<input type="checkbox"/>	<input type="checkbox"/>
<input type="checkbox"/>		

3 Preparation for suspension system in the console connector section *

Only one choice is possible

- preparation
- no preparation
- = Component not possible

	CS-2000 SL45/60, CS-3000, CS-3000 neXt	CS-2000 Sys80
Coupling or Elbow coupling	<input type="checkbox"/>	
New adapter flange (Automotive)		

4 Surface finish

	Standard	Special colour RAL
Console connector section NEW (section)	<input type="checkbox"/> anodised, natural	<input type="checkbox"/> - _____
Console connector section NEW (end caps)	<input type="checkbox"/> RAL 9006 Standard	<input type="checkbox"/> - _____
Console connector	<input type="checkbox"/> RAL 9006 Standard	<input type="checkbox"/> - _____
Console coupling	<input type="checkbox"/> RAL 9006 Standard	<input type="checkbox"/> - _____

5 Accessories, Remarks

<input type="checkbox"/> Annexes number of _____	VKF*	TA*	AV*	
<input type="checkbox"/> No Annexes				

* Completed by BERNSTEIN